

APPENDIX K

ANALYSIS OF EQUATING ITEMS

**Table K-1. 2017 Legacy MCAS: Delta Analysis Results –
ELA Grade 10**

Item Number	P		Delta		Discard	Std
	<i>Old</i>	<i>New</i>	<i>Old</i>	<i>New</i>		
290898	0.79	0.79	9.77432	9.77432	FALSE	-0.94102
290900	0.94	0.94	6.78091	6.78091	FALSE	-0.25261
290902	0.78	0.76	9.91123	10.17479	FALSE	0.22654
290905	0.69	0.70	11.01660	10.90240	FALSE	-0.27612
290909	0.44	0.48	13.57854	13.22572	FALSE	1.39863
299075	0.92	0.93	7.37971	7.09684	FALSE	-0.34512
299076	0.83	0.85	9.18334	8.85427	FALSE	0.27982
299077	0.85	0.85	8.85427	8.85427	FALSE	-0.72943
299078	0.82	0.82	9.33854	9.33854	FALSE	-0.84080
299079	0.60	0.59	11.98661	12.08982	FALSE	-0.98025
299080	0.69	0.68	11.01660	11.12920	FALSE	-0.71442
299081	0.58	0.53	12.19243	12.69892	FALSE	0.80712
299082	0.80	0.81	9.63352	9.48841	FALSE	-0.45361
299083	0.71	0.70	10.81562	10.90240	FALSE	-0.78569
302639	0.71	0.73	10.78646	10.54875	FALSE	0.23286
302642	0.78	0.79	9.91123	9.77432	FALSE	-0.42700
302645	0.86	0.85	8.67872	8.85427	FALSE	0.10955
302646	0.81	0.80	9.48841	9.63352	FALSE	-0.21515
302652	0.64	0.61	11.61950	11.93476	FALSE	0.06888
302860	0.60	0.56	11.98661	12.39612	FALSE	0.41324
302863	0.81	0.81	9.48841	9.48841	FALSE	-0.87527
302868	0.80	0.80	9.63352	9.63352	FALSE	-0.90864
302869	0.71	0.73	10.78646	10.54875	FALSE	0.23286
302873	0.76	0.75	10.17479	10.30204	FALSE	-0.45420
302877	0.66	0.67	11.35015	11.24035	FALSE	-0.21943
302878	0.81	0.83	9.48841	9.18334	FALSE	0.24081
302883	0.81	0.82	9.48841	9.33854	FALSE	-0.46526
302886	0.64	0.60	11.56616	11.98661	FALSE	0.55968
303654	0.71	0.68	10.78646	11.12920	FALSE	0.38549
303660	0.70	0.68	10.90240	11.12920	FALSE	-0.16861
303662	0.96	0.96	5.99726	5.99726	FALSE	-0.07240
303663	0.67	0.66	11.24035	11.35015	FALSE	-0.77864
303666	0.47	0.48	13.27595	13.17552	FALSE	0.18081
303872	0.73	0.72	10.54875	10.66863	FALSE	-0.57371
303873	0.84	0.87	9.02217	8.49444	FALSE	1.14654
304010	0.84	0.85	9.02217	8.85427	FALSE	-0.49047
304011	0.94	0.94	6.78091	6.78091	FALSE	-0.25261
304013	0.89	0.90	8.09389	7.87379	FALSE	-0.46651
304017	0.79	0.86	9.77432	8.67872	TRUE	3.90292
304021	0.78	0.79	9.91123	9.77432	FALSE	-0.42700
304029	0.60	0.58	12.03830	12.24353	FALSE	-0.52800
304291	0.85	0.79	8.85427	9.77432	TRUE	3.45622

**Table K-2. 2017 Legacy MCAS: Delta Analysis Results –
Mathematics Grade 10**

Item Number	P		Delta		Discard	Std
	<i>Old</i>	<i>New</i>	<i>Old</i>	<i>New</i>		
281614	0.64	0.62	11.56616	11.77808	FALSE	-0.08339
287679	0.68	0.67	11.12920	11.24035	FALSE	-0.68491
287699	0.67	0.66	11.24035	11.35015	FALSE	-0.67941
294009	0.75	0.73	10.30204	10.54875	FALSE	-0.03915
294292	0.71	0.71	10.78646	10.78646	FALSE	-0.90384
294480	0.65	0.60	11.45872	11.98661	FALSE	1.63209
294697	0.65	0.63	11.51258	11.64607	FALSE	-0.51839
298055	0.43	0.43	13.75647	13.75647	FALSE	-0.98917
301388	0.89	0.90	8.09389	7.87379	FALSE	0.61075
301440	0.45	0.46	13.50265	13.40173	FALSE	-0.66580
301486	0.55	0.55	12.47208	12.47208	FALSE	-1.09856
301997	0.74	0.72	10.42662	10.66863	FALSE	-0.05042
302007	0.52	0.50	12.79939	13.00000	FALSE	-0.00271
302040	0.64	0.67	11.56616	11.24035	FALSE	0.78777
302047	0.76	0.74	10.17479	10.42662	FALSE	-0.02585
302057	0.46	0.45	13.40173	13.50265	FALSE	-0.47834
302066	0.59	0.60	12.06408	11.96071	FALSE	-0.48616
303248	0.72	0.71	10.66863	10.78646	FALSE	-0.70156
303270	0.77	0.78	10.04461	9.91123	FALSE	-0.08874
303274	0.76	0.74	10.17479	10.42662	FALSE	-0.02585
303296	0.63	0.62	11.67259	11.77808	FALSE	-0.65305
303308	0.65	0.61	11.45872	11.88272	FALSE	1.06400
303431	0.55	0.61	12.49735	11.88272	FALSE	2.25953
304337	0.62	0.62	11.77808	11.77808	FALSE	-1.01839
308020	0.55	0.57	12.49735	12.29450	FALSE	0.00778
308721	0.55	0.62	12.49735	11.77808	FALSE	2.83177

Table K-3. 2017 Legacy MCAS: Delta Analysis Results – Biology Grade HS

Item Number	P		Delta		Discard	Std
	<i>Old</i>	<i>New</i>	<i>Old</i>	<i>New</i>		
222249	0.74	0.66	10.42662	11.35015	TRUE	3.17574
235177	0.78	0.81	9.91123	9.48841	FALSE	-0.16171
243327	0.86	0.85	8.67872	8.85427	FALSE	-0.16255
273532	0.74	0.79	10.42662	9.77432	FALSE	0.81167
279499	0.38	0.36	14.27456	14.46060	FALSE	0.15366
281187	0.69	0.67	11.01660	11.24035	FALSE	0.16018
283066	0.86	0.89	8.67872	8.09389	FALSE	0.60268
283143	0.72	0.76	10.66863	10.17479	FALSE	0.11066
285874	0.85	0.84	8.85427	9.02217	FALSE	-0.18730
288276	0.72	0.76	10.66863	10.17479	FALSE	0.11066
289326	0.68	0.71	11.12920	10.78646	FALSE	-0.56890
290996	0.88	0.88	8.30005	8.30005	FALSE	-0.94448
291005	0.37	0.42	14.30096	13.83317	FALSE	-0.17832
294785	0.66	0.61	11.35015	11.88272	FALSE	1.51972
299780	0.68	0.78	11.12920	9.91123	TRUE	3.23841

continued

Item Number	P		Delta		Discard	Std
	Old	New	Old	New		
299804	0.85	0.83	8.85427	9.18334	FALSE	0.51380
301402	0.62	0.63	11.77808	11.67259	FALSE	-1.23521
304455	0.79	0.76	9.77432	10.17479	FALSE	0.86888
305009	0.65	0.72	11.45872	10.66863	FALSE	1.36112
305769	0.87	0.88	8.49444	8.30005	FALSE	-1.08690
305791	0.90	0.89	7.87379	8.09389	FALSE	-0.00767
305801	0.54	0.62	12.59827	11.77808	FALSE	1.43698
310143	0.65	0.62	11.45872	11.77808	FALSE	0.59746
310145	0.66	0.63	11.35015	11.67259	FALSE	0.60561
310149	0.61	0.63	11.88272	11.67259	FALSE	-1.18218
310172	0.75	0.73	10.30204	10.54875	FALSE	0.22550
310200	0.71	0.75	10.78646	10.30204	FALSE	0.06397
310732	0.80	0.80	9.63352	9.63352	FALSE	-0.88001
310762	0.73	0.75	10.54875	10.30204	FALSE	-0.95860
312663	0.36	0.40	14.48742	14.03929	FALSE	-0.27283
312671	0.90	0.91	7.87379	7.63698	FALSE	-0.87231
313304	0.73	0.72	10.54875	10.66863	FALSE	-0.31425
313307	0.88	0.88	8.30005	8.30005	FALSE	-0.94448
313346	0.79	0.83	9.77432	9.18334	FALSE	0.57643
313376	0.82	0.81	9.33854	9.48841	FALSE	-0.24231
313396	0.88	0.88	8.30005	8.30005	FALSE	-0.94448
313441	0.88	0.89	8.30005	8.09389	FALSE	-1.02624
313459	0.69	0.68	11.07309	11.12920	FALSE	-0.56632
313477	0.74	0.77	10.42662	10.04461	FALSE	-0.36414
313494	0.77	0.80	10.04461	9.63352	FALSE	-0.21912
314832	0.69	0.69	11.01660	11.01660	FALSE	-0.81314
316891	0.51	0.54	12.87465	12.64862	FALSE	-1.16101
317095	0.65	0.63	11.45872	11.67259	FALSE	0.13857
317096	0.83	0.85	9.18334	8.85427	FALSE	-0.53429
317097	0.72	0.75	10.66863	10.30204	FALSE	-0.44289

Table K-4. 2017 Legacy MCAS: Delta Analysis Results – Chemistry Grade HS

Item Number	P		Delta		Discard	Std
	Old	New	Old	New		
206666	0.65	0.77	11.45872	10.04461	FALSE	-0.64411
206669	0.55	0.63	12.49735	11.67259	FALSE	-1.28772
206741	0.50	0.66	13.00000	11.35015	FALSE	-0.08477
208293	0.45	0.74	13.50265	10.42662	FALSE	2.05300
208298	0.74	0.84	10.42662	9.02217	FALSE	-0.80388
216948	0.71	0.85	10.78646	8.85427	FALSE	0.01174
216957	0.59	0.64	12.08982	11.56616	FALSE	-0.79380
216962	0.66	0.82	11.35015	9.33854	FALSE	0.20644
226982	0.74	0.88	10.42662	8.30005	FALSE	0.24259
227023	0.60	0.57	11.98661	12.29450	FALSE	0.42584
229493	0.47	0.56	13.30108	12.39612	FALSE	-1.12173
244773	0.77	0.87	10.04461	8.49444	FALSE	-0.64665

continued

Item Number	P		Delta		Discard	Std
	Old	New	Old	New		
244981	0.59	0.80	12.08982	9.63352	FALSE	0.95536
244996	0.50	0.69	13.00000	11.01660	FALSE	0.39860
246715	0.87	0.89	8.49444	8.09389	FALSE	-0.10757
246809	0.67	0.55	11.24035	12.49735	FALSE	1.90667
246816	0.54	0.66	12.59827	11.35015	FALSE	-0.72370
246827	0.54	0.68	12.59827	11.12920	FALSE	-0.40351
246828	0.38	0.65	14.22192	11.45872	FALSE	1.70126
252562	0.50	0.68	13.00000	11.12920	FALSE	0.23541
252563	0.54	0.67	12.59827	11.24035	FALSE	-0.56458
253239	0.60	0.71	11.98661	10.78646	FALSE	-0.87960
258929	0.53	0.72	12.69892	10.66863	FALSE	0.42402
260748	0.63	0.80	11.67259	9.63352	FALSE	0.29179
260752	0.79	0.72	9.77432	10.66863	FALSE	1.58815
260786	0.59	0.65	12.08982	11.45872	FALSE	-0.94951
260902	0.44	0.55	13.60388	12.49735	FALSE	-0.78686
260918	0.80	0.78	9.63352	9.91123	FALSE	0.71446
261166	0.46	0.56	13.45215	12.42146	FALSE	-0.91818
261473	0.60	0.73	11.98661	10.54875	FALSE	-0.53511
274054	0.74	0.86	10.42662	8.67872	FALSE	-0.30616
275819	0.65	0.69	11.45872	11.01660	FALSE	-0.58650
281114	0.75	0.81	10.30204	9.48841	FALSE	-0.96150
281332	0.57	0.58	12.29450	12.19243	FALSE	-0.21177
281959	0.59	0.72	12.08982	10.66863	FALSE	-0.54470
281963	0.47	0.57	13.32622	12.34537	FALSE	-1.00818
287893	0.41	0.43	13.93592	13.70550	FALSE	-0.62961
294650	0.65	0.57	11.45872	12.29450	FALSE	1.26541
296516	0.88	0.82	8.30005	9.33854	FALSE	2.00530
299712	0.48	0.29	13.20061	15.21354	FALSE	2.72525
299726	0.66	0.62	11.32282	11.77808	FALSE	0.73316
300123	0.53	0.51	12.69892	12.89972	FALSE	0.17004
300137	0.63	0.67	11.67259	11.24035	FALSE	-0.60239
310403	0.60	0.65	11.98661	11.45872	FALSE	-0.78536
310489	0.45	0.54	13.50265	12.64862	FALSE	-1.16707

Table K-5. 2017 Legacy MCAS: Delta Analysis Results – Science Grade 5

Item Number	P		Delta		Discard	Std
	Old	New	Old	New		
288208	0.67	0.67	11.24035	11.24035	FALSE	-0.92777
289409	0.94	0.92	6.78091	7.37971	FALSE	0.23433
289418	0.59	0.60	12.08982	11.98661	FALSE	-0.69270
289448	0.75	0.74	10.30204	10.42662	FALSE	-0.93275
289506	0.43	0.44	13.70550	13.60388	FALSE	-1.06697
291229	0.83	0.85	9.18334	8.85427	FALSE	0.90622
291234	0.85	0.85	8.85427	8.85427	FALSE	-0.38477
291290	0.87	0.87	8.49444	8.49444	FALSE	-0.30289
291330	0.55	0.57	12.49735	12.29450	FALSE	-0.37185

continued

Item Number	P		Delta		Discard	Std
	Old	New	Old	New		
291591	0.41	0.39	13.91018	14.14336	FALSE	0.33913
291625	0.55	0.55	12.47208	12.52261	FALSE	-0.74627
294474	0.69	0.72	11.01660	10.66863	FALSE	0.56744
294531	0.79	0.75	9.77432	10.30204	FALSE	0.62050
294535	0.87	0.85	8.49444	8.85427	FALSE	-0.36764
301136	0.82	0.73	9.33854	10.54875	TRUE	3.35410
309949	0.78	0.76	9.91123	10.17479	FALSE	-0.44481
309978	0.76	0.74	10.17479	10.42662	FALSE	-0.43353
309980	0.83	0.85	9.18334	8.85427	FALSE	0.90622
313097	0.70	0.71	10.90240	10.78646	FALSE	-0.36965
313098	0.57	0.58	12.29450	12.19243	FALSE	-0.74397
313114	0.65	0.69	11.45872	11.01660	FALSE	0.85764

Table K-6. 2017 Legacy MCAS: Delta Analysis Results – Science Grade 8

Item Number	P		Delta		Discard	Std
	Old	New	Old	New		
289768	0.66	0.69	11.35015	11.01660	FALSE	0.55672
291720	0.65	0.63	11.45872	11.67259	FALSE	-0.42601
291776	0.76	0.73	10.17479	10.54875	FALSE	0.45167
291839	0.60	0.60	11.98661	11.98661	FALSE	-0.80811
291997	0.60	0.59	11.98661	12.08982	FALSE	-0.98233
292021	0.62	0.61	11.80431	11.88272	FALSE	-1.06490
294058	0.48	0.51	13.20061	12.89972	FALSE	0.67354
294072	0.67	0.63	11.24035	11.67259	FALSE	0.55648
294092	0.76	0.73	10.17479	10.54875	FALSE	0.45167
294104	0.73	0.80	10.54875	9.63352	FALSE	2.98009
294239	0.64	0.64	11.56616	11.56616	FALSE	-0.86700
299413	0.56	0.55	12.39612	12.49735	FALSE	-1.04831
299430	0.75	0.76	10.30204	10.17479	FALSE	-0.48936
299465	0.60	0.57	11.98661	12.29450	FALSE	-0.09009
299487	0.68	0.68	11.12920	11.12920	FALSE	-0.92820
304538	0.56	0.57	12.39612	12.29450	FALSE	-0.30778
304558	0.80	0.76	9.63352	10.17479	FALSE	1.25683
304793	0.45	0.42	13.55322	13.80757	FALSE	-0.54289
310231	0.61	0.61	11.88272	11.88272	FALSE	-0.82266
310259	0.69	0.72	11.01660	10.66863	FALSE	0.57284
313156	0.63	0.58	11.67259	12.19243	FALSE	0.87779

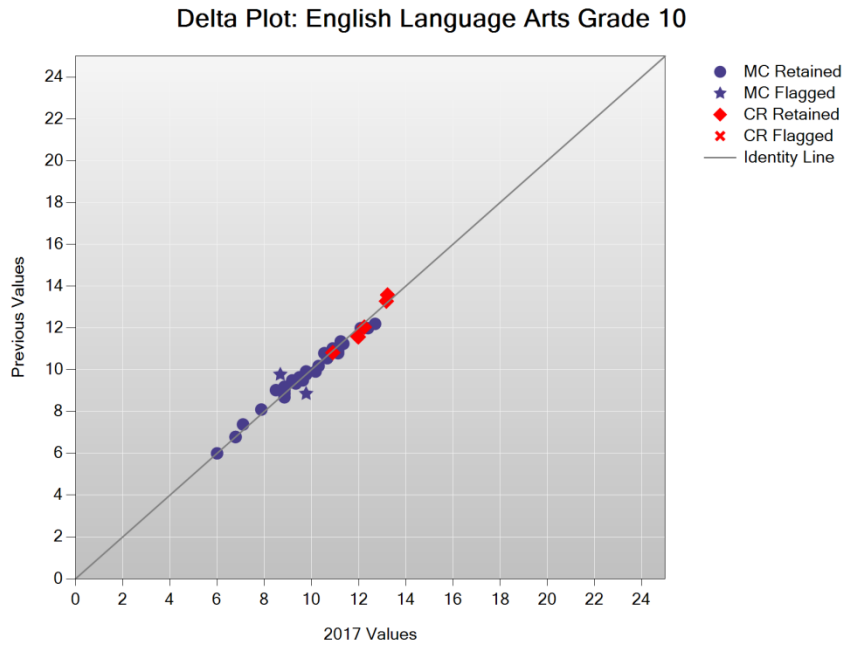
**Table K-7. 2017 Legacy MCAS: Delta Analysis Results –
Intro to Physics Grade 10**

Item Number	P		Delta		Discard	Std
	Old	New	Old	New		
272646	0.50	0.57	13.00000	12.29450	FALSE	0.71980
272703	0.53	0.58	12.72405	12.16683	FALSE	0.24862
272751	0.41	0.55	13.93592	12.54785	FALSE	2.91692
286517	0.60	0.61	11.98661	11.88272	FALSE	-0.64745
287042	0.57	0.61	12.29450	11.88272	FALSE	-0.20028
295863	0.80	0.82	9.63352	9.33854	FALSE	-0.36685
299236	0.51	0.55	12.89972	12.49735	FALSE	-0.28232
299322	0.65	0.68	11.45872	11.12920	FALSE	-0.40454
299342	0.74	0.77	10.42662	10.04461	FALSE	-0.14313
299362	0.74	0.65	10.42662	11.45872	TRUE	3.00892
299374	0.74	0.77	10.42662	10.04461	FALSE	-0.14313
299378	0.47	0.49	13.30108	13.10028	FALSE	-0.86047
299379	0.75	0.75	10.30204	10.30204	FALSE	-0.44217
301729	0.78	0.79	9.91123	9.77432	FALSE	-0.91703
301733	0.59	0.62	12.08982	11.77808	FALSE	-0.51662
301735	0.56	0.61	12.39612	11.88272	FALSE	0.12998
301741	0.72	0.69	10.66863	11.01660	FALSE	0.74851
301746	0.72	0.72	10.66863	10.66863	FALSE	-0.41148
301748	0.55	0.58	12.52261	12.21799	FALSE	-0.57662
301778	0.80	0.84	9.63352	9.02217	FALSE	0.68782
304712	0.71	0.78	10.78646	9.91123	FALSE	1.47099
304774	0.73	0.73	10.54875	10.54875	FALSE	-0.42152
305500	0.81	0.83	9.48841	9.18334	FALSE	-0.32103
305507	0.68	0.64	11.12920	11.56616	FALSE	1.08376
305513	0.74	0.76	10.42662	10.17479	FALSE	-0.57710
306931	0.55	0.57	12.54785	12.34537	FALSE	-0.91922
310447	0.85	0.84	8.85427	9.02217	FALSE	-0.00367
310463	0.64	0.64	11.56616	11.56616	FALSE	-0.33633
310473	0.71	0.73	10.78646	10.54875	FALSE	-0.65428
310498	0.66	0.67	11.35015	11.24035	FALSE	-0.72045
310502	0.58	0.62	12.19243	11.77808	FALSE	-0.18316
311044	0.57	0.56	12.29450	12.39612	FALSE	0.06342
311360	0.69	0.70	11.01660	10.90240	FALSE	-0.76305
311363	0.66	0.66	11.35015	11.35015	FALSE	-0.35441
313617	0.73	0.71	10.54875	10.78646	FALSE	0.37094
313623	0.79	0.81	9.77432	9.48841	FALSE	-0.40890
313668	0.71	0.70	10.78646	10.90240	FALSE	-0.01512
313696	0.52	0.41	12.79939	13.91018	TRUE	3.46993
313723	0.77	0.78	10.04461	9.91123	FALSE	-0.90839
313725	0.65	0.64	11.45872	11.56616	FALSE	0.01287
313727	0.81	0.82	9.48841	9.33854	FALSE	-0.83842
313737	0.85	0.85	8.85427	8.85427	FALSE	-0.56340
315670	0.78	0.81	9.91123	9.48841	FALSE	0.03606
316892	0.37	0.41	14.35393	13.96170	FALSE	-0.43791
316911	0.72	0.74	10.66863	10.42662	FALSE	-0.63007

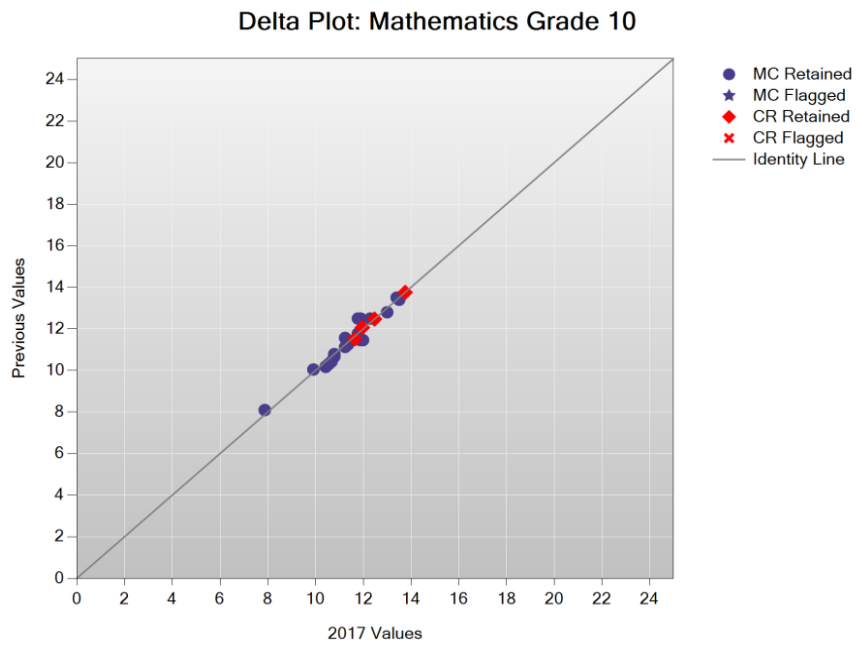
**Table K-8. 2017 Legacy MCAS: Delta Analysis Results –
Technology & Engineering Grade HS**

Item Number	P		Delta		Discard	Std
	Old	New	Old	New		
208981	0.52	0.50	12.79939	13.00000	FALSE	-0.06849
265065	0.87	0.87	8.49444	8.49444	FALSE	-1.08768
274626	0.69	0.73	11.01660	10.54875	FALSE	0.23159
274632	0.66	0.67	11.35015	11.24035	FALSE	-1.10037
274644	0.41	0.43	13.93592	13.73097	FALSE	-1.12717
274649	0.56	0.46	12.39612	13.40173	FALSE	2.76193
281395	0.74	0.78	10.42662	9.91123	FALSE	0.48613
281438	0.69	0.76	11.01660	10.17479	FALSE	1.57312
281469	0.85	0.77	8.85427	10.04461	FALSE	2.92037
283431	0.56	0.55	12.39612	12.49735	FALSE	-0.48243
287806	0.66	0.70	11.35015	10.90240	FALSE	0.11199
287820	0.59	0.64	12.08982	11.56616	FALSE	0.27898
287870	0.53	0.54	12.67378	12.59827	FALSE	-1.07695
293083	0.51	0.52	12.89972	12.79939	FALSE	-1.13384
294339	0.78	0.75	9.91123	10.30204	FALSE	0.20262
294341	0.58	0.59	12.19243	12.08982	FALSE	-1.24268
294352	0.78	0.78	9.91123	9.91123	FALSE	-1.19938
294368	0.72	0.68	10.66863	11.12920	FALSE	0.56070
294412	0.65	0.60	11.45872	11.98661	FALSE	0.91470
296449	0.61	0.66	11.88272	11.35015	FALSE	0.34047
299256	0.72	0.73	10.66863	10.54875	FALSE	-0.96715
299258	0.68	0.70	11.12920	10.90240	FALSE	-0.64916
299297	0.73	0.70	10.54875	10.90240	FALSE	0.16007
299299	0.50	0.55	12.97493	12.49735	FALSE	-0.01233
300294	0.71	0.68	10.78646	11.12920	FALSE	0.15479
300303	0.85	0.83	8.85427	9.18334	FALSE	-0.16935
300322	0.70	0.74	10.90240	10.42662	FALSE	0.27629
300326	0.58	0.55	12.19243	12.49735	FALSE	0.21931
300331	0.65	0.60	11.45872	11.98661	FALSE	0.91470
305081	0.86	0.88	8.67872	8.30005	FALSE	0.24452
305090	0.72	0.75	10.66863	10.30204	FALSE	-0.08212
305117	0.62	0.65	11.77808	11.45872	FALSE	-0.40953
305160	0.70	0.66	10.90240	11.35015	FALSE	0.54799
306794	0.58	0.60	12.19243	11.98661	FALSE	-0.87585
310018	0.67	0.75	11.24035	10.30204	FALSE	1.88744
310050	0.66	0.61	11.35015	11.88272	FALSE	0.91605
310059	0.33	0.40	14.75965	14.01339	FALSE	0.69744
310307	0.74	0.74	10.42662	10.42662	FALSE	-1.12600
310312	0.53	0.53	12.69892	12.69892	FALSE	-0.80248
310341	0.69	0.70	11.01660	10.90240	FALSE	-1.03709
313248	0.64	0.67	11.56616	11.24035	FALSE	-0.35618
313252	0.51	0.58	12.89972	12.19243	FALSE	0.82247
313265	0.31	0.34	14.95511	14.62260	FALSE	-0.81469
313293	0.66	0.69	11.35015	11.01660	FALSE	-0.29769
316905	0.49	0.50	13.10028	13.00000	FALSE	-1.10506

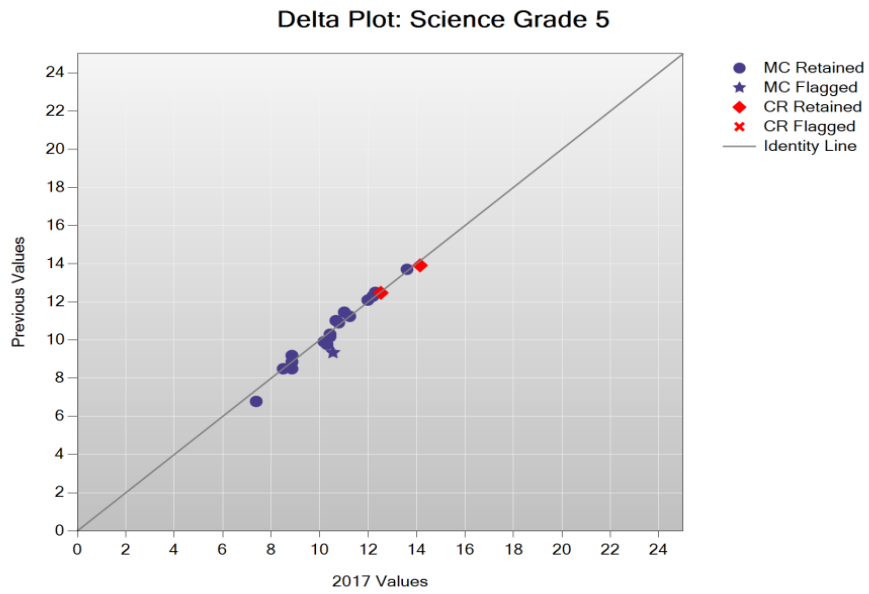
**Figure K-1. 2017 Legacy MCAS: Delta Plots –
ELA Grade 10**



**Figure K-2. 2017 Legacy MCAS: Delta Plots –
Mathematics Grade 10**



**Figure K-3. 2017 Legacy MCAS: Delta Plots –
Science Grade 5**



**Figure K-4. 2017 Legacy MCAS: Delta Plots –
Science Grade 8**

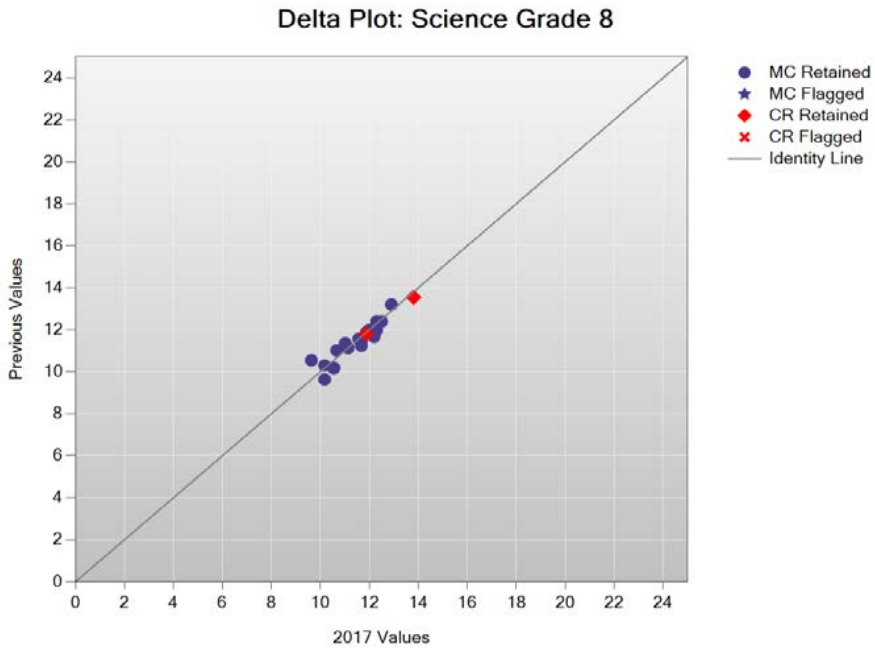


Figure K-5. 2017 Legacy MCAS: Delta Plots –
Biology Grade 10

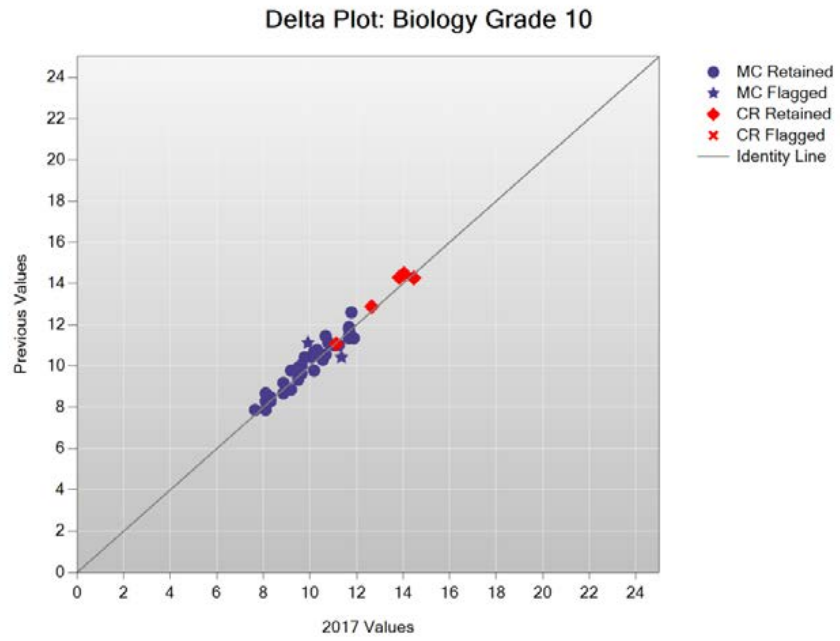


Figure K-6. 2017 Legacy MCAS: Delta Plots – Chemistry Grade 10

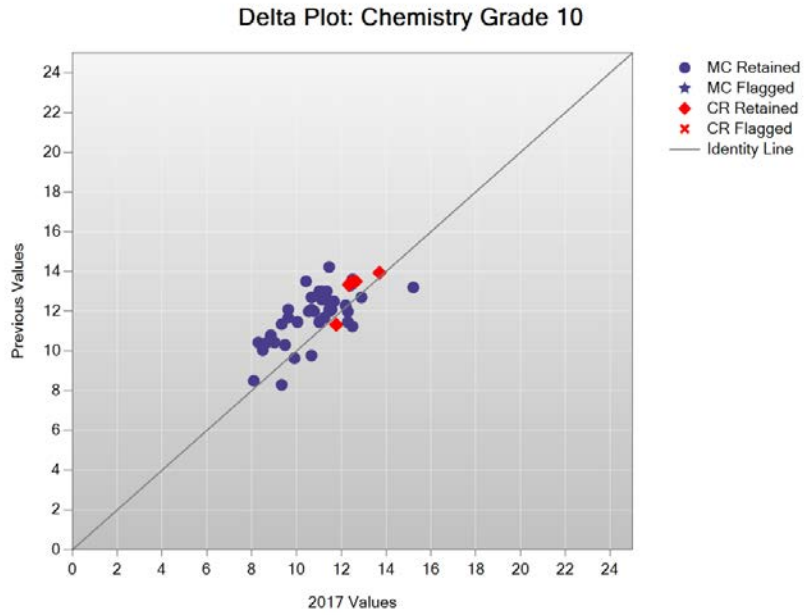
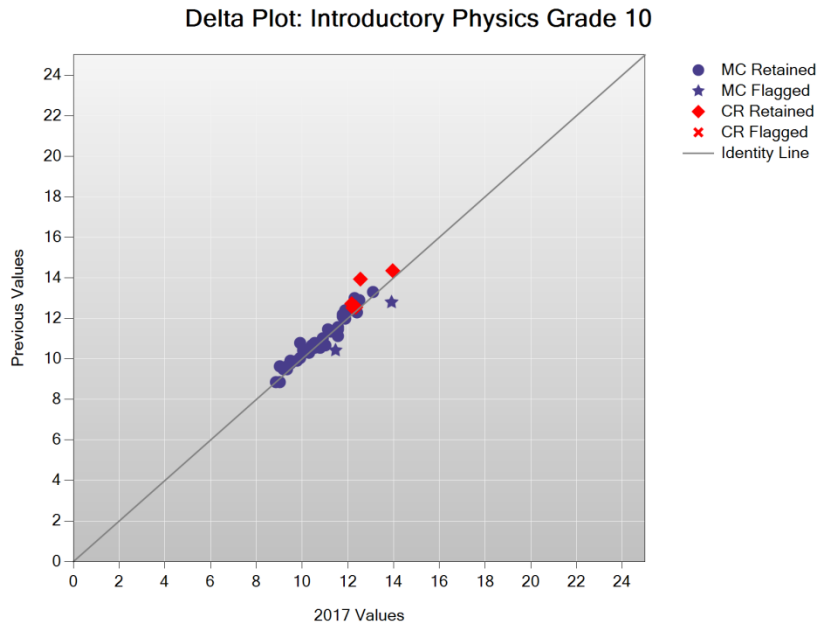
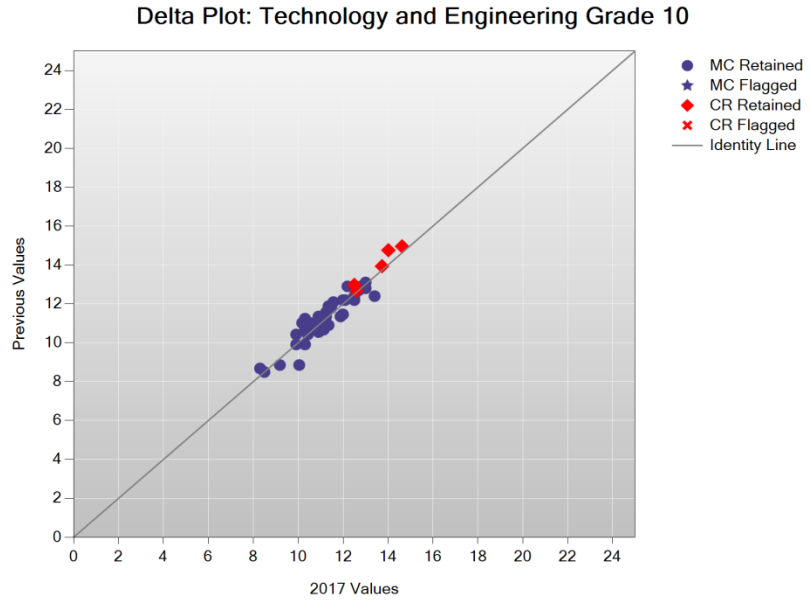


Figure K-7. 2017 Legacy MCAS: Delta Plots – Intro to Physics Grade 10



**Figure K-8. 2017 Legacy MCAS: Delta Plots –
Technology and Engineering Grade 10**



**Table K-9. 2017 Legacy MCAS: Rescore Analysis Results –
ELA Grade 10**

Item Number	Max	Mean		StDev		Effect Size	Discard
		Old	New	Old	New		
304029	4	2.19512	2.34634	1.05300	0.99609	0.14361	FALSE
299083	4	2.64878	2.60000	1.08626	0.95281	-0.04491	FALSE
302886	4	2.30732	2.22927	0.89014	0.90268	-0.08768	FALSE

**Table K-10. 2017 Legacy MCAS: Rescore Analysis Results –
Mathematics Grade 10**

Item Number	Max	Mean		StDev		Effect Size	Discard
		Old	New	Old	New		
294697	4	2.54902	2.64216	1.24075	1.18463	0.07507	FALSE
298055	4	1.60488	1.60488	1.11363	1.12676	0.00000	FALSE
302066	4	2.15122	2.16098	1.40781	1.43774	0.00693	FALSE
301486	4	1.95122	1.91220	1.28245	1.25717	-0.03043	FALSE

**Table K-11. 2017 Legacy MCAS: Rescore Analysis Results –
Science Grade 5**

Item Number	Max	Mean		StDev		Effect Size	Discard
		Old	New	Old	New		
291591	4	1.76585	1.71707	1.25784	1.24379	-0.03878	FALSE
291625	4	2.26341	2.34634	1.12845	1.18902	0.07349	FALSE

**Table K-12. 2017 Legacy MCAS: Rescore Analysis Results –
Science Grade 8**

Item Number	Max	Mean		StDev		Effect Size	Discard
		Old	New	Old	New		
292021	4	2.37561	2.40976	1.41781	1.42041	0.02408	FALSE
304793	4	1.79310	1.71921	1.42695	1.38770	-0.05178	FALSE

**Table K-13. 2017 Legacy MCAS: Rescore Analysis Results –
Biology Grade HS**

Item Number	Max	Mean		StDev		Effect Size	Discard
		Old	New	Old	New		
313459	4	2.67317	2.65366	1.08262	1.03472	-0.01802	FALSE
291005	4	1.36585	1.38049	1.07000	1.10330	0.01368	FALSE
316891	4	2.38049	2.30732	1.39383	1.38910	-0.05250	FALSE
312663	4	1.46341	1.46829	1.09136	1.06422	0.00447	FALSE
279499	4	1.41294	1.39801	1.05529	1.06808	-0.01414	FALSE

**Table K-14. 2017 Legacy MCAS: Rescore Analysis Results –
Chemistry Grade HS**

Item Number	Max	Mean		StDev		Effect Size	Discard
		<i>Old</i>	<i>New</i>	<i>Old</i>	<i>New</i>		
299726	4	2.35610	2.39512	1.23472	1.28909	0.03161	FALSE
287893	4	1.32500	1.25500	1.11607	1.07506	-0.06272	FALSE
310489	4	1.70244	1.66341	1.18580	1.20003	-0.03291	FALSE

**Table K-15. 2017 Legacy MCAS: Rescore Analysis Results –
Intro to Physics Grade HS**

Item Number	Max	Mean		StDev		Effect Size	Discard
		<i>Old</i>	<i>New</i>	<i>Old</i>	<i>New</i>		
316892	4	1.30244	1.31220	1.20304	1.18822	0.00811	FALSE
306931	4	2.23039	2.21569	1.06482	0.99879	-0.01381	FALSE
301748	4	2.15789	2.19474	1.25833	1.30484	0.02928	FALSE

**Table K-16. 2017 Legacy MCAS: Rescore Analysis Results –
Technology and Engineering Grade HS**

Item Number	Max	Mean		StDev		Effect Size	Discard
		<i>Old</i>	<i>New</i>	<i>Old</i>	<i>New</i>		
274644	4	1.54680	1.59113	1.25135	1.24492	0.03543	FALSE
310059	4	1.32683	1.40000	1.23094	1.23113	0.05944	FALSE
313265	4	1.03415	0.95122	1.08185	0.96384	-0.07665	FALSE
287870	4	2.09360	2.00985	1.02740	0.99000	-0.08151	FALSE
299299	4	2.00508	2.07107	0.91750	0.88354	0.07192	FALSE